

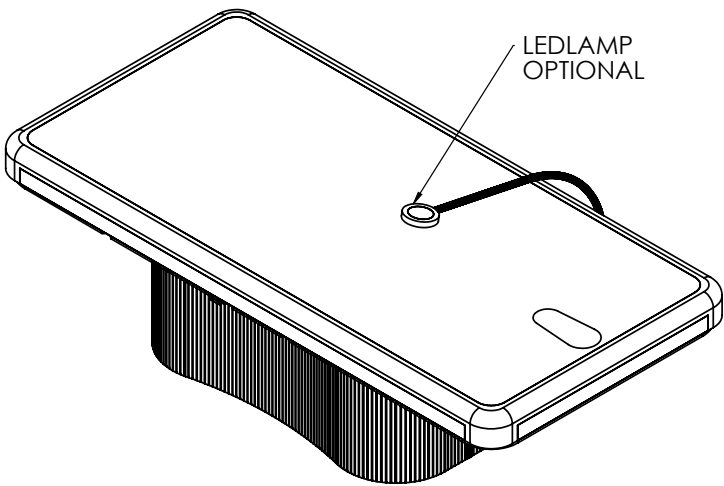
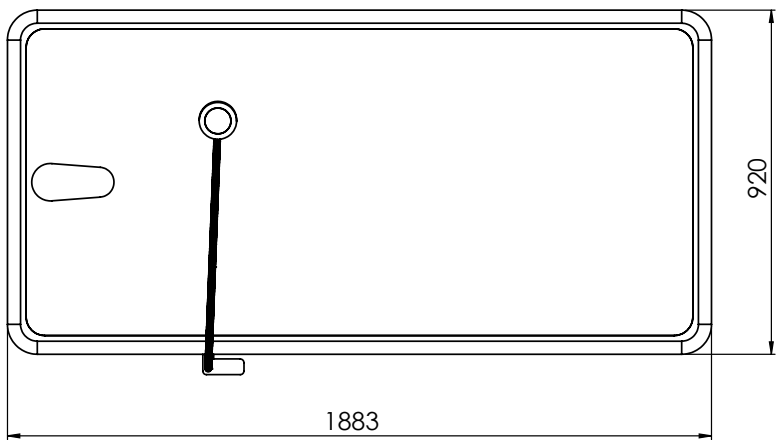
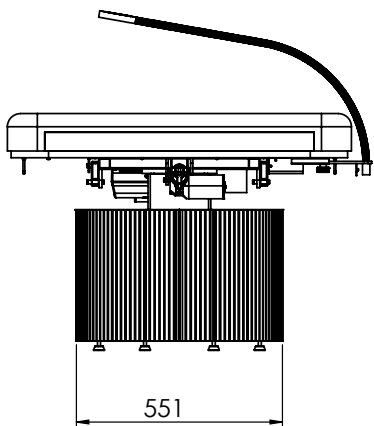
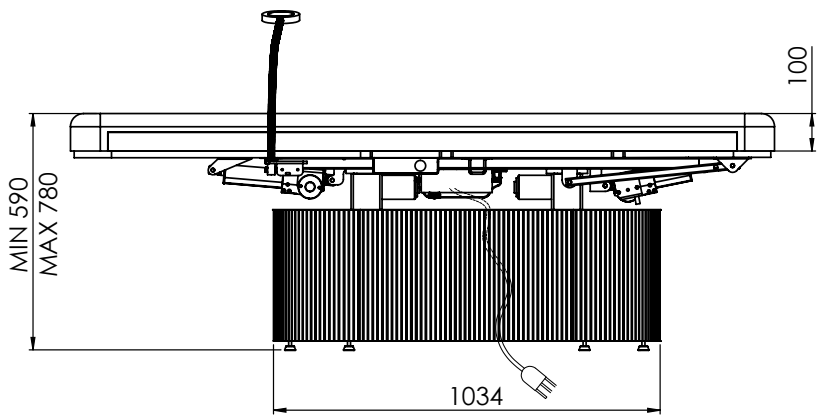


NIRVANA BED

Multifunction bed with high resistance metal structure painted in white matt ral 9010, with slatwall panneling casing. PVC upholstery and feet for floor levelling



The information contained in this technical document is correct and accurate to the best of our knowledge, and should therefore be considered reliable. In any case, they cannot imply a guarantee on our part, as certain factors such as the working of the products, are outside our strict control. It is responsibility of the user to verify the suitability of the products for the specific use, as well as the precise and accurate installation in accordance with the guide-lines provided within the instruction manual and according to the current regulation regarding the purpose of the business activity. It should be noted that the packages indicated may vary due to the production efficiency improvement. This document replaces all previous versions. For further information it is recommended to contact our sales department.




LEDLAMP
OPTIONAL



NILO SRL Piazzale G. Maletti,1 42019 Scandiano (RE) - Italy			CE
Letтино NIRVANA N9044			
Data		Matr. 2024	
Made In Italy			
110/240 V	50 - 60 Hz	200 Watt	

NILO SRL Piazzale G. Maletti,1 42019 Scandiano (RE) - Italy			CE
Lettino NIRVANA TERMICO N9044T			
Data		Matr. 2024	
Made In Italy			
110/240 V	50 - 60 Hz	300 Watt	



Schuko



U.K.



U.S.A.

TECHNICAL SPECIFICATION		
BED TYPE	4 MOTORS	
THERMIC COVER INSPECTION	YES	
CAVE LENGHT	3 M	
UPHOLSTERY	SKAY PVC NILO	
ELEVATION RANGE	↑ 59/78 CM	
VERSION	YES	NO
MANUAL		*
ELECTRIC	*	
ELECTRIC		
VOLT	110V/240V MULTI VOLTAGE	
ABSORPTION	200 W / 300 W THERMIC	
SOCKET	SCHUKO/UK/USA	
OPTIONAL	AVAILABLE	NOT AVAILABLE
THERMIC	*	
MEMORY FOAM	*	
PAPER HOLDER	*	
KNEE ROLL	*	
TERRY COVER	*	
FOOT CONTROL	*	
KIT LED	*	
LAMP HOLDER	*	
LOWERABLE ARMRESTS	*	
LOWERABLE ARMRESTS AND RECLINING HEA- DREST	*	
LOWERABLE, ROTATING AND REMOVING ARMRESTS	*	
LOWERABLE, ROTATING AND REMOVING ARMRESTS AND RECLINING HEADREST	*	
MEASUREMENTS		
MAXIMUM LOAD CAPACITY	200 KG	
MEASUREMENTS	→ 188↵ 76/82/92↑ 59/78 CM - 67/80 KG	
PACKAGING - WIDTH 76/82 CM	PALLET → 220↵ 92↑ 80 CM	
PACKAGING - WIDTH 92 CM	PALLET → 220↵ 92↑ 100 CM	