


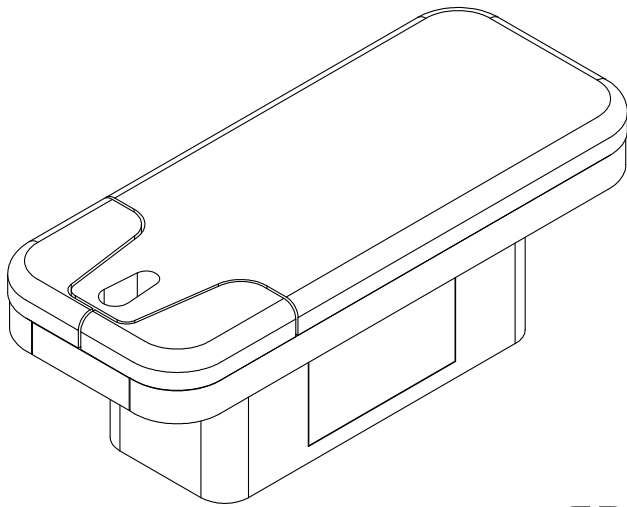
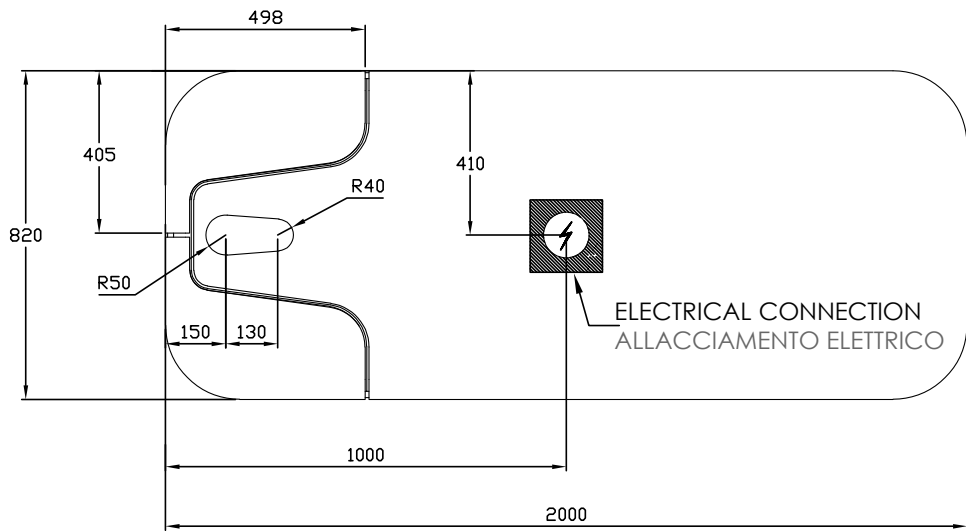
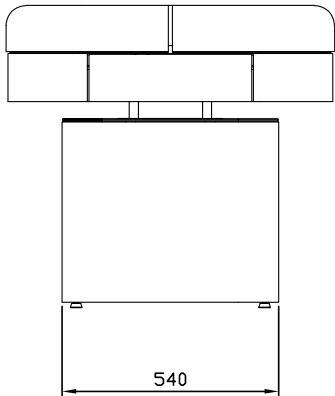
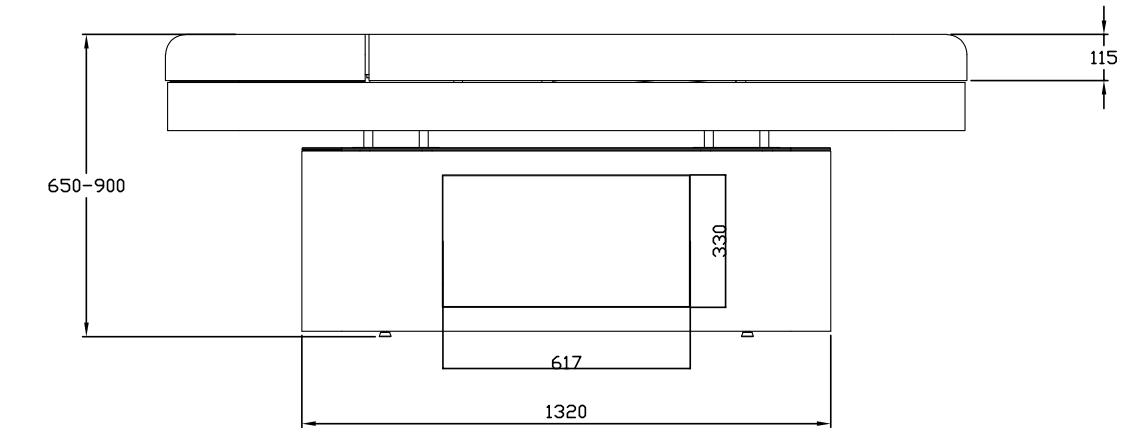


NINFEA BED

design by **GIOVANNONI DESIGN**

- Multifunction bed with 4 motors for face, body, massage treatments.
- Metal structure covered with curved wooden structure.
- Height, backrest and legrest electrically adjustable.
- PVC Upholstery: soft touch, fireproof, oil resistant.
- Equipped with lower accessory compartment with drawer.





Schuko



U.K.



U.S.A.



Made in Italy IT 020 347 003 57		CE	
NINFEA	N9287		
	MATR. 2024		
110 - 240 V 50 - 60 Hz	200 W		

Made in Italy IT 020 347 003 57		CE	
NINFEA TERMICO	N9287T		
	MATR. 2024		
110 - 240 V 50 - 60 Hz	350 W		

TECHNICAL SPECIFICATION

BED TYPE	4 MOTORS	
THERMIC COVER INSPECTION	YES	
CAVE LENGHT	2.6 M	
UPHOLSTERY	SKAY PVC NILO	
ELEVATION RANGE	↑ 65/90 CM	

VERSION	YES	NO
MANUAL		*
ELECTRIC	*	

ELECTRIC		
VOLT	110V/240 V MULTI VOLTAGE	
ABSORPTION	200 W / 350 W THERMIC	
SOCKET	SCHUKO/UK/USA	

OPTIONAL	AVAILABLE	NOT AVAILABLE
THERMIC	*	
MEMORY FOAM	*	
PAPER HOLDER	*	
KNEE ROLL	*	
TERRY COVER	*	
FOOT CONTROL	*	
KIT LED		*
LAMP HOLDER		*
REMOVABLE ARMRESTS	*	
ADJUSTABLE ARMRESTS + RECLINING HEADREST		*
ADJUSTABLE, ROTATING, AND REMOVABLE ARMRESTS		*
REMOVABLE ARMRESTS	*	
ADJUSTABLE, ROTATING, AND REMOVABLE ARMRESTS + RECLINING HEADREST		*

MEASUREMENTS		
MAXIMUM LOAD CAPACITY	200 KG	
MEASUREMENTS	→ 200 < 82 ↑ 65/90 CM 135 KG	
PACKAGING	PALLET → 220 < 92 ↑ 100 - 175 KG	