

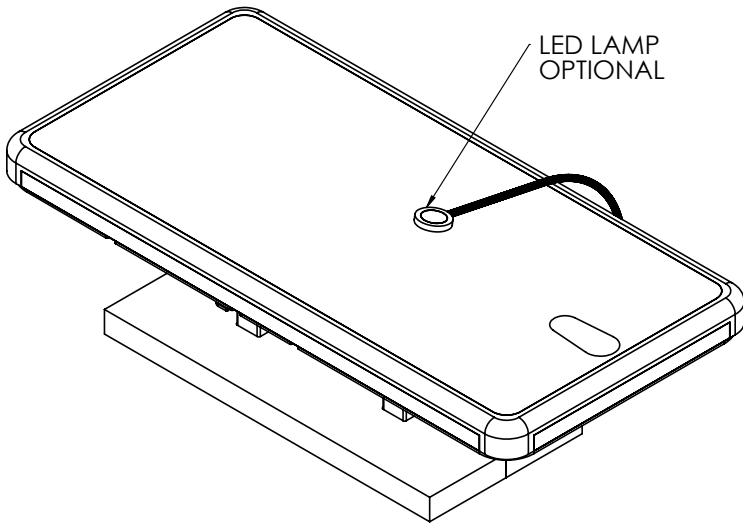
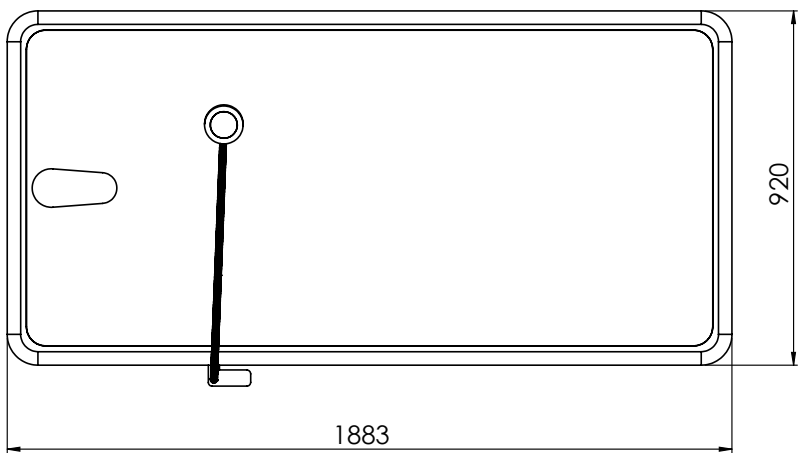
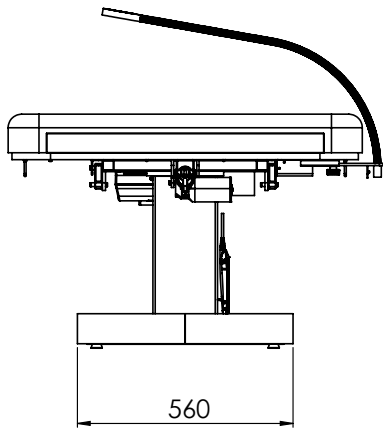
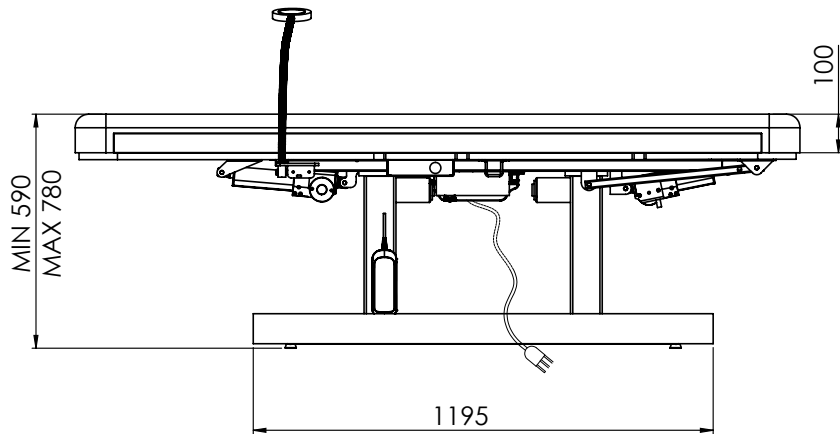


DHARANA BED

Multifunction bed with high resistance metal structure painted in white matt ral 9010, covered in matt white melamine wood. PVC upholstery and feet for floor levelling




The information contained in this technical document is correct and accurate to the best of our knowledge, and should therefore be considered reliable. In any case, they cannot imply a guarantee on our part, as certain factors such as the working of the products, are outside our strict control. It is responsibility of the user to verify the suitability of the products for the specific use, as well as the precise and accurate installation in accordance with the guide-lines provided within the instruction manual and according to the current regulation regarding the purpose of the business activity. It should be noted that the packages indicated may vary due to the production efficiency improvement. This document replaces all previous versions. For further information it is recommended to contact our sales department.



NILO SRL Piazzale G. Maletti, 1 42019 Scandiano (RE) - Italy		CE
Lettino DHARANA	N9041	
Data	Matr. 2024	
Made In Italy		
110/240 V	50 - 60 Hz	200 Watt

NILO SRL Piazzale G. Maletti, 1 42019 Scandiano (RE) - Italy		CE
Lettino DHARANA TERMICO	N9041T	
Data	Matr. 2024	
Made In Italy		
110/240 V	50 - 60 Hz	300 Watt



Schuko



U.K.



U.S.A.

TECHNICAL SPECIFICATION

BED TYPE	4 MOTORS	
THERMIC COVER INSPECTION	YES	
CAVE LENGHT	3 M	
UPHOLSTERY	SKAY PVC NILO	
ELEVATION RANGE	↑ 59/78 CM	

VERSION	YES	NO
MANUAL		*
ELECTRIC	*	

ELECTRIC	
VOLT	110V/240V MULTI VOLTAGE
ABSORPTION	200 W / 300 W THERMIC
SOCKET	SCHUKO/UK/USA

OPTIONAL	AVAILABLE	NOT AVAILABLE
THERMIC	*	
MEMORY FOAM	*	
PAPER HOLDER	*	
KNEE ROLL	*	
TERRY COVER	*	
FOOT CONTROL	*	
KIT LED	*	
LAMP HOLDER	*	
LOWERABLE ARMRESTS	*	
LOWERABLE ARMRESTS AND RECLINING HEADREST	*	
LOWERABLE, ROTATING AND REMOVING ARMRESTS	*	
LOWERABLE, ROTATING AND REMOVING ARMRESTS AND RECLINING HEADREST	*	

MEASUREMENTS	
MAXIMUM LOAD CAPACITY	200 KG
MEASUREMENTS	→ 188 < 76/82/92 ↑ 59/78 CM - 64/77 KG
PACKAGING - WIDTH 76/82 CM	PALLET → 220 < 92 ↑ 80 CM
PACKAGING - WIDTH 92 CM	PALLET → 220 < 92 ↑ 100 CM